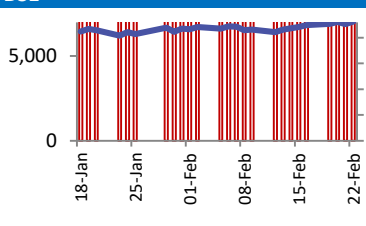
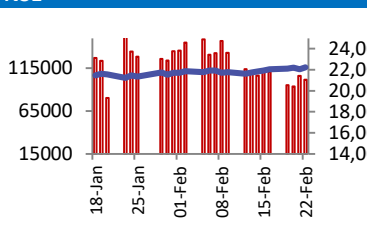


BSE		NSE	
	70,000 Open 65,000 High 60,000 Low 55,000 Close 50,000		24,000 Open 22,000 High 20,000 Low 18,000 Close 16,000
	Change 535		Change 162
	Volume (Lacs) 9727		Volume(Lacs) 46946
	Turnover (Rs.inCr) 8143		Turnover(Rs.in Cr) 101759

World Markets	Current	Previous	Pt. Chg	Var(%)
Dow	39069	38612	457	1.2%
Dow Futures	39161	39123	38	0.1%
Nasdaq	16042	15581	461	3.0%
FTSE	7684	7663	22	0.3%
Nikkei	39099	39099	Closed	Closed
Hang Seng	16677	16743	(66)	-0.4%
Gift Nifty	22310	22328	(18)	-0.1%
Straits Singapore	3190	3223	(33)	-1.0%
South Korea	2677	2664	13	0.5%
Taiwan	18926	18853	73	0.4%
Shanghai	2980	2988	(8)	-0.3%

Commodity Prices	Current	Previous	Pt. Chg	Var(%)
Copper (\$/MT)	8594	8585	9.0	0.1%
Alumin (\$/MT)	2212	2198	14.0	0.6%
Zinc (\$/MT)	2403	2387	16.0	0.7%
Brent Crude (\$/bbl)	83.4	83.7	(0.3)	-0.3%
Gold (\$/Ounce)	2026	2024	1.3	0.1%
Silver (\$/Ounce)	22.8	22.8	0.0	0.1%
Light Crude (\$/bbl)	78.3	78.6	(0.3)	-0.4%
N G (\$/mmbtu)	1.7	1.7	(0.0)	-2.3%
Sugar (\$/MT)	619.7	625.5	(5.8)	-0.9%
Rubber (Rs./kg)	165.0	165.0	0.0	0.0%
Baltic Dry Index	1752	1676	76.0	4.5%

Currency Exchange Rate	Current	Previous	Var(%)
Rs./ \$ rate	82.85	82.97	-0.15%
Rs./ Euro	89.91	89.62	0.33%
Rs./Chinese Yuan	11.51	11.52	-0.02%
Yen / \$ rate	150.43	150.53	-0.07%
\$ US/Euro	1.08	1.08	0.04%

Dollar Index	Current	Previous	Var(%)
Dollar Index	103.92	103.96	-0.04%

Support/ Resistance Levels for Today		
	Nifty	Bank Nifty Fut
Support 1	22140	46800
Support 2	22040	46300
Resistance	22270	47200

Securities in Ban For Trade	
ASHOKLEY	BALRAMCHIN
BANDHANBNK	BIOCON
ABFRL	GMRINFRA
GNFC	HINDCOPPER
SAIL	INDUSTOWER
NATIONALUM	PEL
PVRINOX	RBLBANK
ZEEL	

Market Review

US: US stocks surged on robust Nvidia results. Nvidia's shares rallied 12.9 per cent after the chipmaker forecast a roughly three-fold surge in first quarter revenue on strong demand for its artificial intelligence (AI) chips.

Asia: Asian stocks extended gains Friday, fueled by the global rally in equities that's seen share markets from the US to Europe and Japan hit all-time highs..

India: Sensex and the broader 50-share NSE scaled new heights on Thursday following a bullish sentiment, which analysts say, was propelled by a seven-month-high manufacturing index and good performance by US tech companies. **Market is expected to open on a positive note and likely to witness sideways move during the day.**

Global Economy: China's January new home prices fell for the seventh straight month, official data showed on Friday, even as policymakers stepped up support to restore confidence in the debt-ridden sector. New home prices fell 0.3% month-on-month after dipping 0.4% in December, according to Reuters calculations based on National Bureau of Statistics (NBS) data.

Fed Reserve policymakers should delay interest rate cuts by at least another couple more months to see if a recent uptick in inflation signals stalling progress toward price stability or is just a bump in the road, Fed Governor Christopher Waller said. Core consumer prices rose 0.4% in January from a month earlier, well above the pace consistent with the Fed's 2% annual inflation goal.

The Consumer Financial Protection Bureau (CFPB) said credit card companies' interest on loans was at all-time high, costing customers about \$25 billion extra each year. Typically, the int on credit card debt comprises borrowing cost determined by the U.S. Fed Reserve and an additional rate charged by the lender.

Commodities: US Gold prices on Friday were set for their first weekly gain in two, supported by a softer dollar and safe-haven buying, as investors awaited further clues on when the Federal Reserve is likely to begin cutting its interest rates.

Oil prices fell on Friday after a U.S. Fed official said interest rate cuts should be delayed at least two more months.

Currency: The yen sagged to fresh lows on the euro, sterling and other crosses this week and headed for a fourth weekly drop on the dollar as investors chased better yields just about everywhere but Japan, wagering rates there would stay near zero for some time.

FII Derivative Transactions (Rs. Cr)

Contracts	Purchase		Sell		Net Value	Open Interest (OI)		OI (Previous day)		Change	
	Contract	Value	Contract	Value		Contract	Value	Contract	Value	Contract	Value
Index Future	80799	7287	68038	5925	1362	303823	26607	309248	26846	(5425)	(239)
Index Option	35614982	3650159	35643135	3652573	(2414)	2860608	247685	3305589	334527	(444981)	(86842)
Stock Future	299700	24973	317459	26341	(1368)	3135352	255553	3060913	247482	74439	8071
Stock Option	588710	50166	577112	49227	939	550924	47316	551946	47074	(1022)	242
Total	36584191	3732585	36605744	3734066	(1481)	6850707	577161	7227696	655929	(376989)	(78768)

FII All Activity-BBG (Rs Cr)	Buy	Sell	Net
14-Feb-24	12399	15027	(2628)
15-Feb-24	15021	13878	1143
19-Feb-24	23871	23698	173
20-Feb-24	15008	12034	2974
21-Feb-24	17007	16614	394
Month to date-Feb	216210	218186	(1976)
FII (Prov.) (Rs Cr)	Buy	Sell	Net
16-Feb-24	13802	13549	253
19-Feb-24	10168	10923	(755)
20-Feb-24	14871	16206	(1336)
21-Feb-24	17081	16796	285
22-Feb-24	14377	15787	(1410)
Month to date- Feb	235555	252688	(17133)
DII (Prov.) (Rs. Cr)	Buy	Sell	Net
16-Feb-24	12166	10595	1571
19-Feb-24	8081	7628	453
20-Feb-24	10665	9174	1491
21-Feb-24	10152	10563	(412)
22-Feb-24	10473	8649	1824
Month to date-Feb	190065	169316	20749
FII Debt - BBG (Rs. Cr)	Buy	Sell	Net
14-Feb-24	951	1065	(114)
15-Feb-24	1553	695	858
19-Feb-24	1140	948	191
20-Feb-24	2402	563	1839
21-Feb-24	1111	1608	(497)
Month to date-Feb	32479	16979	15500

Market Breadth	BSE		NSE	
	No.	%	No.	%
Advance	2014	51%	1342	52%
Decline	1813	46%	1149	45%
Unchanged	106	3%	89	3%

Market Turnover	22-Feb	21-Feb	Var (%)
BSE Cash	8143	8224	-1%
NSE Cash	101759	105968	-4%
NSE Futures	173798	147324	18%
NSE Options	57415525	66432983	-14%
Total (Rs.Cr)	57699224	66694499	-13%

Volatility Index	22-Feb	21-Feb
Volatility Index	15.20	15.93

Index PE - TTM	22-Feb	Yr. High	Yr. Low
Sensex	25.0	26.0	21.8
Nifty	22.9	28.8	20.0

Corporate News

Vodafone Idea To Consider Fundraise Next Week As KM Birla Hunts For New Investors

Vodafone Idea Ltd. said it plans to consider a fundraising proposal through multiple instruments in a board meeting next week, even as billionaire Kumar Mangalam Birla keeps the hunt on for new investors. The board will evaluate proposals for the capital raise on Feb. 27 in one or more tranches by way of a rights issue, further public offer, private placement, including preferential allotment, or qualified institutional placement. (BQ)

IRCTC joins hands with Swiggy for pre-ordered meal delivery; service to be available at 4 railway stations

The Indian Railway Catering and Tourism Corporation (IRCTC) has partnered with Swiggy for the delivery of pre-ordered meals booked by passengers through the corporation's e-catering portal. During the initial stage, Swiggy will provide services to IRCTC customers at four railway stations – Bengaluru, Bhubaneswar, Vijayawada and Visakhapatnam. (Mint)

Oil India signs MoU with The Fertilisers and Chemicals Travancore

Oil India signed a Memorandum of Understanding (MoU) with The Fertilisers and Chemicals Travancore (FACT), a public sector company, on 22 February 2024 to explore opportunities in the domain of Green Hydrogen, including Green Ammonia / Green Methanol and other derivatives; (BS)

Economy

Policy Pivot Unlikely Until Inflation Is Under Control, Show MPC Minutes

After India's Monetary Policy Committee's decision to keep the benchmark repo rate unchanged earlier this month, the minutes of the meeting show that members are in no rush for a policy pivot, with the last leg of disinflation still pending. The current setting of monetary policy is moving in the right direction, with growth holding firm and inflation trending down to the target, said Reserve Bank of India Governor Shaktikanta Das. (BQ)

Government Allows 54,760 Tons Of Onion Exports To Four Countries

Amid export ban on onion, India on Thursday took an exception and permitted overseas sale of a fixed quantity of 54,760 tonnes of the key kitchen staple to Bangladesh, Mauritius, Bahrain and Bhutan. The decision has been taken following a recommendation from the external affairs ministry. (BQ)

International

AT&T restores service after hours of outage

AT&T said late on Thursday an outage that disrupted calls and text messages for thousands of U.S. users and prompted federal investigations was not caused by a cyberattack (Inv)

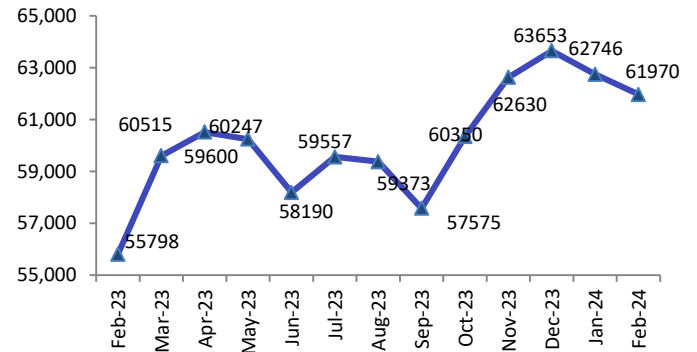
Top 5 Nifty Gainers	22-Feb	21-Feb	Var(%)
BAJAJ-AUTO	8498	8232	3.2%
HCLTECH	1686	1636	3.1%
EICHERMOT	3951	3836	3.0%
COALINDIA	445	433	2.8%
ITC	414	403	2.8%
Top 5 Nifty Losers	22-Feb	21-Feb	Var(%)
INDUSINDBK	1489	1517	-1.9%
HDFCBANK	1420	1439	-1.4%
KOTAKBANK	1725	1746	-1.2%
BPCL	626	633	-1.2%
HEROMOTOCO	4495	4535	-0.9%

BSE Index Watch	Last	1 day	1 wk	1 mth	1 yr
SENSEX	73158	0.7%	1.5%	2.4%	22.5%
MIDCAP	39834	0.9%	0.5%	6.9%	64.5%
SMLCAP	45790	0.5%	1.0%	5.6%	65.7%
AUTO	47427	1.9%	3.1%	12.9%	59.1%
BANKEX	53351	0.0%	1.6%	4.3%	17.7%
Capital Goods	56071	1.8%	1.5%	0.4%	63.1%
FMCG	19623	0.9%	2.0%	-0.9%	19.7%
Health Care	35715	0.3%	1.9%	8.3%	62.8%
IT	38686	1.8%	0.2%	4.0%	27.6%
METAL	27487	1.3%	0.3%	9.1%	36.0%
Oil & Gas	28593	0.1%	-1.8%	17.8%	66.7%
Power	6610	1.4%	0.8%	11.4%	100.4%
Realty	7188	0.6%	4.7%	11.6%	134.2%

NSE USD Futures	22-Feb	21-Feb	Var (%)
Feb Expiry (Rs./\$)	82.85	82.97	-0.1%
March Expiry (Rs./\$)	82.86	82.98	-0.1%
Total Turnover (Rs. Crore)	33270	21420	55%

Sectors	TTM PE
Auto	30.45
Auto Ancillary	44.15
Banking	15.92
Engineering	40.09
Cement	79.94
Diamonds & Jewellery	41.5
Housing Finance	20.22
Infrastructure & Const	35.04
Metals-Aluminium	40.97
Metal - Steel	16.42
Oil Expl.	19.07
Pharma	12.81
Power – Gen. Supp.	46.86
Information Tech.	20.58
Sugar	15.18
Telecom Serv. Prov.	74.21
Tyres	28.55

Gold (Rs/10 gm) (Source: MCX)



10 year G-Sec Yield	Current	Previous	Change
US	4.32%	4.32%	0 bps
Japan	0.72%	0.73%	(1) bps
India	7.07%	7.05%	1 bps
UK	4.11%	4.10%	0 bps
Libor 3 Mths	5.58%	5.59%	(0) bps

Indian Eco Data	Current	Previous	Var(%)
Forex Reserve (US\$ in bn)	525	528	-0.7%
Inflation - WPI	0.27%	0.73%	(46) bps
Inflation - CPI	5.10%	5.69%	(59) bps

India GDP	Q2FY24	Q1FY24	Var(%)
Growth	7.60%	7.80%	(20) bps

Monetary Policy	Current	Previous	Change
Repo Rate	6.50%	6.50%	0 bps
Reverse Repo Rate	3.35%	3.35%	0 bps
CRR	4.50%	4.50%	0 bps
O/S Banking System Liquidity (Rs bn)	-2787	-2006	(780.5)

IIP Growth %	Dec-23	Dec-22	YTD
IIP	3.8	5.1	5.8
Mining	5.1	10.1	8.6
Manufacturing	3.9	3.6	5.6
Electricity	1.2	10.4	6.3

ADR Price Movement

Company	Price (US\$)	Volume	Previous Day Price	Volume	Variance (%)	No. of Share Per ADR	ADR Price (Rs.)	BSE Price	Variance (%)
Infosys Tech	20.31	6590221	19.78	6192511	2.68%	1	1682.68	1681.35	0.1%
Wipro	6.32	1547292	6.17	1552640	2.43%	1	523.61	531.05	-1.4%
Dr.Reddy's	76.81	177460	75.65	234282	1.53%	1	6363.71	6363.95	0.0%
ICICI Bank	25.96	5350691	25.49	4656255	1.84%	2	1075.39	1062.70	1.2%
HDFC Bank	54.40	5754186	54.10	4958216	0.55%	3	1502.35	1419.55	5.8%

GDR's (US\$)

	Prices	Prev. Close	Change	Var %
L&T	40.80	40.00	0.8	2.0%
RIL	72.10	71.50	0.6	0.8%
SBI	92.50	94.30	(1.8)	-1.9%

US Economy Data

	Current	Previous
Inflation (YoY)	3.10%	3.40%
Unemployment (%)	3.70%	3.70%

Interest Rate (%)

	Current	Previous
Fed Rate	5.50%	5.50%

US GDP

	Q4CY23	Q3CY23	Q4CY22
Growth (QoQ Annualized)	3.30%	4.90%	2.60%

China Economy Data

	Current	Previous
GDP	5.20%	4.90%
Inflation – CPI (%)	-0.80%	-0.30%

Economic Calendar

	Date
Indian GDP Data	29 Feb
Indian Inflation Data CPI	12 Mar
Indian Inflation Data WPI	14 Mar
Indian Monetary Policy	05 Apr
India's Industrial Production (IIP)	12 Mar
US Inflation Data	12 Mar
US GDP	28 Feb
US Unemployment Data	08 Mar
US Fed Rate	20 Mar
China GDP	16 Apr
China Inflation Data	9 Mar

Event Update

Name	Date	Purpose
Aegis Logistics Ltd.	23/02/24	Rs.2.00 per share(200%)Second Interim Dividend
Bharat Forge Ltd.	23/02/24	Rs.2.50 per share(125%)Interim Dividend
BLS International Services Ltd.	23/02/24	Rs.0.50 per share(50%)First Interim Dividend
Bosch Ltd.	23/02/24	Rs.205.00 per share(2050%)Interim Dividend
Cantabil Retail India Ltd.	23/02/24	Rs.0.40 per share(20%)Interim Dividend
Career Point Ltd.	23/02/24	Rs.1.00 per share(10%)Second Interim Dividend
Dynamatic Technologies Ltd.	23/02/24	Rs.5.00 per share(50%)Interim Dividend
Garden Reach Shipbuilders & Engineers Ltd.	23/02/24	Rs.7.92 per share(79.2%)Interim Dividend
Gretex Corporate Services Ltd.	23/02/24	Rs.0.30 per share(3%)Interim Dividend
India Nippon Electricals Ltd.	23/02/24	Rs.10.25 per share(205%)Interim Dividend
Kaveri Seed Company Ltd.	23/02/24	Buy Back of Shares
Kirloskar Oil Engines Ltd.	23/02/24	Rs.2.50 per share(125%)Interim Dividend
Modison Ltd.	23/02/24	Rs.0.50 per share(50%)Interim Dividend
National Aluminium Company Ltd.	23/02/24	Rs.2.00 per share(40%)Second Interim Dividend
Nicco Parks & Resorts Ltd.	23/02/24	Rs.0.20 per share(20%)Third Interim Dividend
Nirlon Ltd.	23/02/24	Rs.15.00 per share(150%)Interim Dividend
Remedium Lifecare Ltd.	23/02/24	Stock Split from Rs.5/- to Re.1/-
Saurashtra Cement Ltd.	23/02/24	Rs.1.00 per share(10%)Interim Dividend
Sun TV Network Ltd.	23/02/24	Rs.2.50 per share(50%)Interim Dividend
The Sandesh Ltd.	23/02/24	Rs.5.00 per share(50%)Interim Dividend
United Drilling Tools Ltd.	23/02/24	Rs.0.60 per share(6%)Interim Dividend
Xchanging Solutions Ltd.	23/02/24	Rs.15.00 per share(150%)Second Interim Dividend

Bulk Deal As On 22/02/24

BSE

Security Code	Security Name	Client Name	Deal	Quantity	Price
513119	ABCGAS	SYAMALPRASAD DWARKAPRASAD SHOREWALA	S	11192	55.4
543938	ACCELERATE	KADAYAM RAMANATHAN BHARAT	B	12000	283.85
538351	AFEL	ANUPREET KAUR SARABJIT KEER	S	80000	6.79
539277	ALSTONE	MULTIPLIER SHARE & STOCK ADVISORS PRIVATE LIMITED	S	7488104	0.85
540956	BHATIA	INTELLECT STOCK BROKING LIMITED	S	973970	32.04
543209	BILLWIN	CORE INC	S	45000	70.08
543209	BILLWIN	SHERWOOD SECURITIES PVT LTD	B	45000	70.08
531977	CHLOGIST	JAYA KISHORKUMAR GANDHI	S	3000000	6.84
531977	CHLOGIST	NISHA KANUBHAI MAKWANA	B	2025000	6.85
531977	CHLOGIST	SETU SECURITIES PVT. LTD.	B	500000	6.84
531278	ELIXIR	VALIA BROTHERS PVT LTD	B	30000	99.88
512441	ENBETRD	MULTIPLIER SHARE & STOCK ADVISORS PRIVATE LIMITED	S	95204	14.64
543482	EUREKAFORBE	238 PLAN ASSOCIATES LLC	B	464107	504.95
543482	EUREKAFORBE	ADITYA BIRLA SUN LIFE INSURANCE COMPANY LIMITED	B	1089198	504.95
543482	EUREKAFORBE	ADITYA BIRLA SUN LIFE INSURANCE COMPANY LIMITED	B	990198	504.95
543482	EUREKAFORBE	BANDHAN MUTUAL FUND	B	693139	504.95
543482	EUREKAFORBE	BOFA SECURITIES EUROPE SA	B	1150056	504.95
543482	EUREKAFORBE	BOFA SECURITIES EUROPE SA	B	1150056	504.95
543482	EUREKAFORBE	CARMIGNAC PORTFOLIO	B	492881	504.95
543482	EUREKAFORBE	CASSINI PARTNERS LP	B	1891766	504.95
543482	EUREKAFORBE	CASSINI PARTNERS LP	B	1891766	504.95
543482	EUREKAFORBE	CITIGROUP GLOBAL MARKETS MAURITIUS PVT LTD FII CITI	B	198040	504.95
543482	EUREKAFORBE	EDELWEISS DYNAMIC GROWTH EQUITY FUND	B	396079	504.95
543482	EUREKAFORBE	FUTURE GENERALI INDIA LIFE INSURANCE COMPANY LIMITED	B	297059	504.95
543482	EUREKAFORBE	GOLDMAN SACHS FUNDS - GOLDMAN SACHS INDIA EQUITY PORTFOLIO	B	2345220	504.95
543482	EUREKAFORBE	GOLDMAN SACHS FUNDS - GOLDMAN SACHS INDIA EQUITY PORTFOLIO	B	2345220	504.95
543482	EUREKAFORBE	GOLDMAN SACHS INVESTMENTS (MAURITIUS) I LIMITED	B	246440	504.95
543482	EUREKAFORBE	GS INDIA EQUITY	B	94888	504.95
543482	EUREKAFORBE	HABROK INDIA MASTER LP	B	930000	504.95
543482	EUREKAFORBE	HILL FORT INDIA FUND LP	B	1930000	504.95
543482	EUREKAFORBE	HILL FORT INDIA FUND LP	B	1930000	504.95
543482	EUREKAFORBE	LUNOLUX LIMITED	S	19347924	506.06
543482	EUREKAFORBE	LUNOLUX LIMITED	S	198040	504.95
543482	EUREKAFORBE	LUNOLUX LIMITED	S	200000	504.95
543482	EUREKAFORBE	LUNOLUX LIMITED	S	200000	504.95
543482	EUREKAFORBE	LUNOLUX LIMITED	S	246440	504.95
543482	EUREKAFORBE	LUNOLUX LIMITED	S	297059	504.95
543482	EUREKAFORBE	LUNOLUX LIMITED	S	328587	504.95
543482	EUREKAFORBE	LUNOLUX LIMITED	S	328587	504.95
543482	EUREKAFORBE	LUNOLUX LIMITED	S	328587	504.95
543482	EUREKAFORBE	LUNOLUX LIMITED	S	328587	504.95
543482	EUREKAFORBE	LUNOLUX LIMITED	S	396079	504.95
543482	EUREKAFORBE	LUNOLUX LIMITED	S	396079	504.95
543482	EUREKAFORBE	LUNOLUX LIMITED	S	396079	504.95
543482	EUREKAFORBE	LUNOLUX LIMITED	S	492881	504.95
543482	EUREKAFORBE	LUNOLUX LIMITED	S	693139	504.95
543482	EUREKAFORBE	LUNOLUX LIMITED	S	990198	504.95
543482	EUREKAFORBE	LUNOLUX LIMITED	S	1150056	504.95
543482	EUREKAFORBE	LUNOLUX LIMITED	S	1485297	504.95

543482	EUREKAFORBE	LUNOLUX LIMITED	S	1930000	504.95
543482	EUREKAFORBE	LUNOLUX LIMITED	S	1944294	504.95
543482	EUREKAFORBE	LUNOLUX LIMITED	S	2644604	504.95
543482	EUREKAFORBE	LUNOLUX LIMITED	S	3285873	504.95
543482	EUREKAFORBE	MC JAIN INFOSERVICES PRIVATE LIMITED	B	200000	504.95
543482	EUREKAFORBE	MEDIOLANUM BEST BRANDS- MEDIOLANUM INDIA OPPORTUNITIES	B	121137	504.95
543482	EUREKAFORBE	MONIKA GARWARE	B	200000	504.95
543482	EUREKAFORBE	MORGAN STANLEY ASIA SINGAPORE PTE	B	1944294	504.95
543482	EUREKAFORBE	MORGAN STANLEY ASIA SINGAPORE PTE	B	1944294	504.95
543482	EUREKAFORBE	NEW YORK STATE TEACHERS RETIREMENT SYSTEM	B	83359	504.95
543482	EUREKAFORBE	NISHTHA INVESTMENT & SONSULTANCY SERVICES PRIVATE LIMITED	B	396079	504.95
543482	EUREKAFORBE	PLUTUS WEALTH MANAGEMENT LLP	B	1485297	504.95
543482	EUREKAFORBE	PLUTUS WEALTH MANAGEMENT LLP	B	1485297	504.95
543482	EUREKAFORBE	SOCIETE GENERALE	B	1381840	504.95
543482	EUREKAFORBE	SOCIETE GENERALE	B	328587	504.95
543482	EUREKAFORBE	SOCIETE GENERALE	B	328587	504.95
543482	EUREKAFORBE	SOCIETE GENERALE	B	328587	504.95
543482	EUREKAFORBE	SOCIETE GENERALE	B	396079	504.95
542850	GOBLIN	ADHEESH KABRA	S	86000	60.67
544108	GPSL	CHIRAG L GANDHI	S	28800	150.59
544108	GPSL	MEENA R SHAH	B	25200	146.43
532467	HAZOR	AMICORP CAPITAL MAURITIUS LIMITED	B	170000	430.55
532467	HAZOR	KUSH BANSAL	B	220000	429.02
532467	HAZOR	MELLORA INFRASTRUCTURE PVT.LTD	S	185000	428.54
541983	INNOVATIVE	JAYESH CHANDRAKANT SHAH	B	68000	27.55
505840	JAIPAN	MULTIPLIER SHARE & STOCK ADVISORS PRIVATE LIMITED	B	65000	44.31
509048	LANCORHOL	NOVARATHANMALPRAVEENKUMAR	B	360000	52.4
505523	MAHACORP	APURVAJAIN	B	3196002	1.38
505523	MAHACORP	MULTIPLIER SHARE & STOCK ADVISORS PRIVATE LIMITED	S	5000000	1.37
539938	MIL	ATULBHAJ AMRITLAL MEHTA	B	55000	70.7
539938	MIL	MEHTA ATULKUMAR AMRITLAL HUF	S	55000	70.7
539767	MNIL	STRM SECURITIES SOLUTIONS PRIVATE LIMITED	B	41657	17.73
530557	NCLRESE	VIBRANT SECURITIES PRIVATE LIMITED	S	5909967	0.88
530557	NCLRESE	VIBRANT SECURITIES PRIVATE LIMITED	B	8084058	0.88
542628	NSL	BHAVNA HITESH PATEL	S	100000	235
543637	PACE	SHAIVAL D GANDHI	S	135600	27.5
526492	RISHIROOP	COUNTER CYCLICAL INVESTMENTS PRIVATE LIMITED	S	56203	214.33
538975	SHREESEC	FABER TREXIM PRIVATE LIMITED	S	4000000	0.4
538975	SHREESEC	MULTIPLIER SHARE & STOCK ADVISORS PRIVATE LIMITED	S	19161872	0.4
531529	SOFRTRAKV	NAMANJAIN	S	422099	7.58
540079	SPRAYKING	SANJAY POPATLAL JAIN	S	54228	261.38
511700	STANCAP	COX WORLDWIDE CONSULTANTS PVT LTD	S	12040731	3.23
511700	STANCAP	FLASH MERCHANDISE PRIVATE LTD	S	20000000	3.24
511700	STANCAP	SAROJ GUPTA	B	15000000	3.24
526675	TIRTPLS	VARIS MAHENDRABHAI DOSHI	S	32200	44.78
531716	TRICOMFRU	RAHUL BHATIA	S	85200	1.29
511523	VEERHEALTH	ANANT WEALTH CONSULTANTS PRIVATE LIMITED	B	100000	27.08
511523	VEERHEALTH	ARYAMAN BHARAT TAPARIA	B	200000	22.77
511523	VEERHEALTH	ARYAN MINING & TRADING CORPN PRIVATE LIMITED	S	100000	25.63
511523	VEERHEALTH	BHARAT JAYAKRISHNA TAPARIA	B	200000	22.75
511523	VEERHEALTH	BHARATKUMAR TAPARIA HUF	B	114704	22.75
511523	VEERHEALTH	BHOGILALMAVJIVORA	S	360000	22.75
511523	VEERHEALTH	BINDU JAYPRAKASH MEHTA	S	108000	22.77
511523	VEERHEALTH	DHAVAL HARILAL VORA	S	140000	22.75
511523	VEERHEALTH	DHWAJA SHARES & SECURITIES PVT LTD	B	225000	24.85

511523	VEERHEALTH	INDRA INVESTMENT	S	101000	24.79
511523	VEERHEALTH	INDRA INVESTMENT	B	141000	23.26
511523	VEERHEALTH	JINESH HARESH SHAH	S	250000	24.6
511523	VEERHEALTH	JINESH HARESH SHAH	B	300000	22.75
511523	VEERHEALTH	KULINSHANTILALVORA	S	344000	23.68
511523	VEERHEALTH	MANGLAM FINANCIAL SERVICES	S	137500	24.26
511523	VEERHEALTH	MANGLAM FINANCIAL SERVICES	B	137500	22.75
511523	VEERHEALTH	MAULIK CONSULTANCY	S	116500	25.11
511523	VEERHEALTH	MAULIK CONSULTANCY	B	128000	22.76
511523	VEERHEALTH	MONA LAROA	B	200000	24.58
511523	VEERHEALTH	NRS INVESTMENTS	B	150000	24.2
511523	VEERHEALTH	PARAG BHARAT MEHTA	S	300000	24.45
511523	VEERHEALTH	PARAG BHARAT MEHTA	B	270000	22.75
511523	VEERHEALTH	ROCKY RASIKLAL VORA	S	340186	22.82
511523	VEERHEALTH	SHALIN MAHESHBHAI SHAH	S	163769	24.2
511523	VEERHEALTH	SHALIN MAHESHBHAI SHAH	B	163769	24.06
511523	VEERHEALTH	SHANTI PROPERTIES	S	680000	22.75
511523	VEERHEALTH	SHUBHAM FINANCIAL SERVICES	S	375000	26.25
511523	VEERHEALTH	SHUBHAM FINANCIAL SERVICES	B	550000	23.14
511523	VEERHEALTH	VORA FINANCIAL SERVICES PVT LTD	B	100000	24.63
532372	VIRINCHI	MAGNUM HEALTH AND SAFETY PRIVATE LIMITED	B	500000	44.33
522267	VJLAXMIE	MUKESH	B	27480	47.5
522267	VJLAXMIE	S SHAMALA	S	28545	47.5
543436	WITS	HETAL SHASHANK DOSHI	B	16000	131.72
543436	WITS	NIDHI AGRAWAL	S	16000	131.63

NSE

Security Code	Security Name	Client Name	Deal	Quantity	Price
ANZEN	Anzen Ind Ene Yld Plu Tru	EDELWEISS BROKING LIMITED	BUY	1000000	100
ANZEN	Anzen Ind Ene Yld Plu Tru	EDELWEISS INFRASTRUCTURE YIELD PLUS	SELL	1000000	100
BGREENERGY	BGR Energy Systems Ltd	SASIKALA RAGHUPATHY	SELL	1595637	97.37
CMMIPL	CMM Infracore Limited	SAMTA MUNDRA	SELL	81000	2.85
DELAPLEX	Delaplex Limited	JIGNESH AMRUTLAL THOBHANI	BUY	46200	290.09
DHTL	Docmode Health Tech Ltd	GOUTHAMCHANDSIMPAL	SELL	16000	250.41
EXCEL	Excel Realty N Infra Ltd	CAMELLIA TRADEX PRIVATE LIMITED	SELL	8258723	0.55
HEADSUP	Heads UP Ventures Limited	SABALE HARSHAWARDHAN HANMANT	BUY	196459	16.5
HMVL	Hindustan Media Vent Ltd	SHALU AGGARWAL	BUY	437963	121.62
MAKS	Maks Energy Sol India Ltd	APPU FINANCIAL SERVICES LTD	SELL	40500	87.94
MAKS	Maks Energy Sol India Ltd	INDIACREDIT RISK MANAGEMENT LLP	BUY	40500	87.94
RBLBANK	RBL Bank Limited	MATHEW CYRIAC	BUY	3275000	265.58
SAMHI	Samhi Hotels Limited	SARVARA INVESTMENT FUND I	SELL	2550000	205.58
SECURCRED	SecUR Credentials Limited	TAJ VINCOM PRIVATE LIMITED	BUY	240000	21.31
SOTAC	Sotac Pharmaceuticals Ltd	NAV CAPITAL VCC - NAV CAPITAL EMERGING STAR FUND	BUY	72000	135.42
TARMAT	Tarmat Limited	JATAN VENTURES	BUY	203000	105.06
TARMAT	Tarmat Limited	NEEL UMESH PAGARIYA	BUY	189750	105.39
TARMAT	Tarmat Limited	REGENT HIRISE PRIVATE LIMITED	SELL	900000	105.01
TARMAT	Tarmat Limited	SW CAPITAL PRIVATE LIMITED	BUY	455000	105.03
TIJARIA	Tijaria Poly pipes Ltd	ADITYA SAHAYA	BUY	494120	8.7
TIJARIA	Tijaria Poly pipes Ltd	HI GROWTH CORPORATE SERVICES PVT LTD	SELL	384300	8.69
UMESLTD	Usha Martin Edu & Sol Ltd	PRAJEEV INVESTMENTS LIMITED	SELL	157291	6.3

Disclosure:

Research Reports that are published by Nirmal Bang Securities Private Limited (hereinafter referred to as "NBSPL") are for private circulation only. NBSPL is a registered Research Analyst under SEBI (Research Analyst) Regulations, 2014 having Registration no. INH000001766. NBSPL is also a registered Stock Broker with National Stock Exchange of India Limited, BSE Limited, Metropolitan Stock Exchange of India Limited, Multi Commodity Exchange of India Limited and , National Commodity and Derivative Exchange Limited in Capital Market , Equity and Commodities derivatives segments and Currency Derivatives Segment .

NBSPL has other business divisions with independent research teams separated by Chinese walls, and therefore may, at times, have different or contrary views on stocks and markets.

NBSPL or its associates have not been debarred / suspended by SEBI or any other regulatory authority for accessing / dealing in securities Market since last 20 years. NBSPL, its associates or analyst or his relatives do not hold any financial interest (Except Investment) in the subject company. NBSPL or its associates or Analyst do not have any conflict or material conflict of interest at the time of publication of the research report with the subject company. NBSPL or its associates or Analyst or his relatives may or may not hold beneficial ownership of 1% or more in the subject company at the end of the month immediately preceding the date of publication of this research report.

NBSPL or its associates / analyst has not received any compensation / managed or co-managed public offering of securities of the company covered by Analyst during the past twelve months. NBSPL or its associates have not received any compensation or other benefits from the company covered by Analyst or third party in connection with the research report. Analyst has not served as an officer, director or employee of Subject Company. NBSPL / analyst has not been engaged in market making activity of the subject company.

Analyst Certification: The research analysts and authors of these reports, hereby certify that the views expressed in this research report accurately reflects my/our personal views about the subject securities, issuers, products, sectors or industries. It is also certified that no part of the compensation of the analyst(s) was, is, or will be directly or indirectly related to the inclusion of specific recommendations or views in this research. The analyst(s) principally responsible for the preparation of this research report and has taken reasonable care to achieve and maintain independence and objectivity in making any recommendations.

Disclaimer:

The Research Report is for the personal information of the authorized recipient and does not construe to be any investment, legal or taxation advice. NBSPL is not soliciting any action based upon it. Nothing in the research report shall be construed as a solicitation to buy or sell any security or product, or to engage in or refrain from engaging in any such transaction. In preparing the research report, we did not take into account the investment objectives, financial situation and particular needs of the reader.

The research report has been prepared for the general use of the clients of NBSPL and must not be copied, either in whole or in part, or distributed or redistributed to any other person in any form. If you are not the intended recipient you must not use or disclose the information in the research report in any way. Though disseminated to all the customers simultaneously, not all customers may receive the research report at the same time. NBSPL will not treat recipients as customers by virtue of their receiving the research report. The research report is not directed or intended for distribution to or use by any person or entity resident in a state, country or any jurisdiction, where such distribution, publication, availability or use would be contrary to law, regulation or which would subject NBSPL & its group companies to registration or licensing requirements within such jurisdictions.

The report is based on the information obtained from sources believed to be reliable, but we do not make any representation or warranty that it is accurate, complete or up-to-date and it should not be relied upon as such. We accept no obligation to correct or update the information or opinions in it. NBSPL or any of its affiliates or employees shall not be in any way responsible for any loss or damage that may arise to any person from any inadvertent error in the information contained in the research report. NBSPL or any of its affiliates or employees do not provide, at any time, any express or implied warranty of any kind, regarding any matter pertaining to this report, including without limitation the implied warranties of merchantability, fitness for a particular purpose, and non-infringement. The recipients of the research report should rely on their own investigations.

This information is subject to change without any prior notice. NBSPL reserves its absolute discretion and right to make or refrain from making modifications and alterations to this statement from time to time. Nevertheless, NBSPL is committed to providing independent and transparent recommendations to its clients, and would be happy to provide information in response to specific client queries.

Before making an investment decision on the basis of research report, the reader needs to consider, with or without the assistance of an adviser, whether the advice is appropriate in light of their particular investment needs, objectives and financial circumstances. There are risks involved in securities trading. The price of securities can and does fluctuate, and an individual security may even become valueless. International investors are reminded of the additional risks inherent in international investments, such as currency fluctuations and international stock market or economic conditions, which may adversely affect the value of the investment. Opinions expressed are subject to change without any notice. Neither the company nor the director or the employees of NBSPL accept any liability whatsoever for any direct, indirect, consequential or other loss arising from any use of the research report and/or further communication in relation to the research report. Here it may be noted that neither NBSPL, nor its directors, employees, agents or representatives shall be liable for any damages whether direct or indirect, incidental, special or consequential including lost revenue or lost profit that may arise from or in connection with the use of the information contained in the research report.

Copyright of this document vests exclusively with NBSPL.

Our reports are also available on our website

Registration granted by SEBI and certification from NISM in no way guarantee performance of NBSPL or provide any assurance of returns to investors.

Nirmal Bang Research (Division of Nirmal Bang Securities Pvt. Ltd.)

B-2, 301/302, Marathon Innova,
Opp. Peninsula Corporate Park
Off. Ganpatrao Kadam Marg
Lower Parel(W), Mumbai-400013
Board No. : 91 22 6723 8000/8001
Fax. : 022 6723 8010